



COLLECTION 2023

STIX



GET READY FOR A GREAT EXPERIENCE

Whether you are paddling, windsurfing or want to best of both sports. At STX we are dedicated to deliver the best package in the world. Get ready for your personal adventure, get ready for a great experience. Reliability, Rigid and build with the best components in the market. STX combines careful attention to detail and superior technology.

THE STX PROMISE - ACCESSIBLE QUALITY

At STX we strive to make the sports we are passionate about, accessible. Premium quality products are sourced from the world's leading suppliers, offering a simple, yet aesthetically pleasing range that caters to every level, including inflatable SUPs, packable windsurfing rigs, kids and school rigs, composite and alloy paddles, windsurfing masts, windsurfing booms and other great accessories. Our dedication has ensured continued, steady growth on every continent. STX, accessible for all.





STX

TABLE OF CONTENTS

BOARD OVERVIEW	08
iSUP	10
PADDLES	18
iSUP HYBRID	22
iCROSSOVER	24
iCONVERTIBLE	25
iFOIL	26
iWINDSURF	28
SPECIALS	30
PLATFORMS	31
ACCESSORIES	32
RIGS	36
MASTS	40
BOOMS	42



WHAT WE OFFER IN 2023

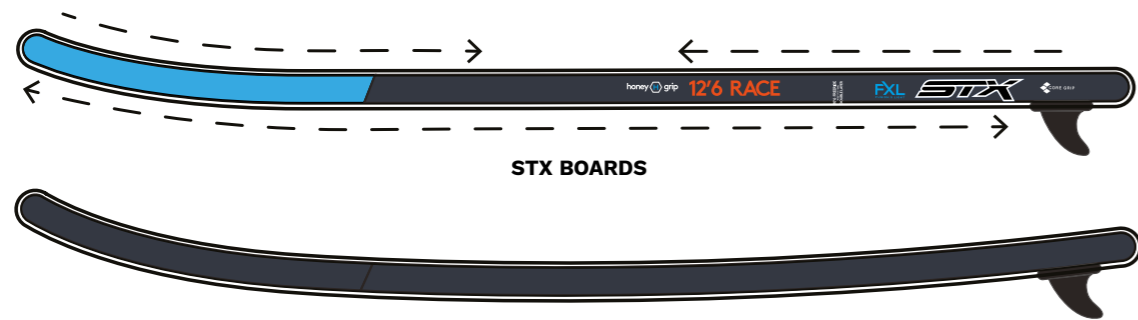
FXL

FEATHER LIGHT CONSTRUCTION


Fusion Double Layer, X light construction. Exclusive on STX boards. The lightest inflatable boards on the market. Woven fabric weighs less. It prevents the material to stretch and holds more tension. Tough and every inch of the board is glued with precision, made by a selected and experienced production team.

STIFF, STIFFER, STIFFEST

A stiff board transfers the power into fastness, not into bending. Woven fabric weight stretch diagonal hold more tension. Your STX board is one of the stiffest boards on the market.



COMMON INFLATABLES



FXL
FUSION X LIGHT



PSI

Although we recommend 15 PSI, every single FXL made board can be inflated beyond 20 PSI. Again another advantage of our FXL technology.

STRENGTH

Tensile strength test show a 50% improvement on Fusion DL. Tearing strength shows even a 100% increase on Fusion DL.

DOUBLE LAYER

STX boards are made to last. Double layer bottom and deck, double layer rails and the best components on the market today.

PREMIUM DETAILS

- HONEYGRIP; smooth, grippy, maximum comfort and strong our well know EVA deckpad
- CORE GRIP; stance area gripdeck with increased grip worked into the EVA
- KICKPAD all pure SUP inflatables boards have a kickpad for increased grip, steering and control
- Stainless steel D rings for docking the boards, for a strong connection with anything you wish
- Storage bungee for your bag on all SUP boards
- High pressure valves. Up to 20 PSI, preferred 15 PSI
- Double layer, fusion, deck and bottom
- Premium air valves
- Ergonomic Neoprene Grab Handle

DETAILED ACCESSORIES

- STX pump with fold up stands and vario handles to minimize size and packaging
- STX AIR travel backpack with space for pump, board, paddle and the standard repairkit

SHAPES

CRUISER

Stable boards with a wide outline. The perfect compromise between speed stability.



FREERIDE

Standup paddling in every condition.



TOURER

Streamlined arrow shaped board for higher speeds, high directional stability, faster paddling and longer distances.






RACE

Arrow shaped boards for higher speeds, high directional stability, and faster paddling.


BOARD OVERVIEW



iSUP



iSUP HYBRID



iCONVERTIBLE



iFOIL



iWINDSURF



SPECIAL



PLATFORMS





JUNIOR CRUISER

8 x28 x4

- All around cruising and small waves
- Stable and maneuverable for junior paddlers
- Medium outline, high volume nose and tail
- 4 construction
- FXL Technology Extreme stiffness and lightness
- New deckpad layout of core and honey grip plus kick pad
- New this year, composite glass paddle and leash

ART.NR.	406.23000.010
COLOR	Blue Orange
SIZE	8 x28 x4
VOLUME	135L
WEIGHT	5,5KG
RIDER WEIGHT	60KG
LEVEL	Beginner Intermediate Kids



CRUISER

104 x32 x5 108 x34 x6

- All around cruising and small waves
- Stable and maneuverable
- Medium outline, high volume nose
- 5 construction
- FXL Technology Extreme stiffness and lightness
- New deckpad layout of core and honey grip plus kick pad
- New this year, composite glass paddle and leash

ART.NR.	406.23000.010	406.23000.010
COLOR	Blue Orange	Blue Orange
SIZE	104 x32 x5	108 x34 x6
VOLUME	220L	325L
WEIGHT	7,95KG	8,55KG
RIDER WEIGHT	90KG	110KG
LEVEL	Beginner Intermediate	Beginner Intermediate



FREERIDE

106 x32 x6 116 x32 x6

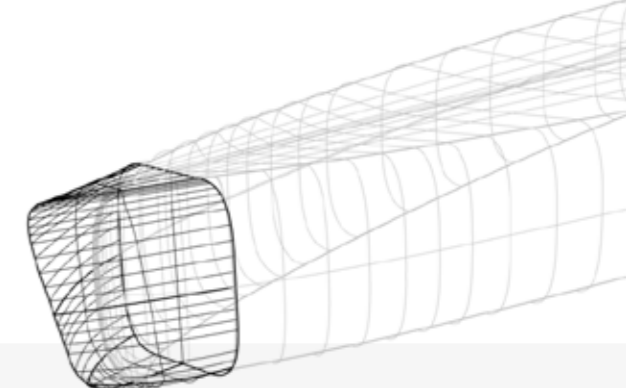
- All around cruising and small waves
- Stable and maneuverable
- Medium outline, high volume nose
- 6 construction
- FXL Technology Extreme stiffness and lightness
- New deckpad layout of core and honey grip plus kick pad
- New this year, composite glass paddle and leash

ART.NR.	406.23100.010	406.23100.010
COLOR	Blue Orange	Blue Orange
SIZE	116 x32 x6	116 x32 x6
VOLUME	260L	280L
WEIGHT	8,4KG	8,65KG
RIDER WEIGHT	110KG	110KG
LEVEL	Beginner intermediate	Beginner intermediate



STX

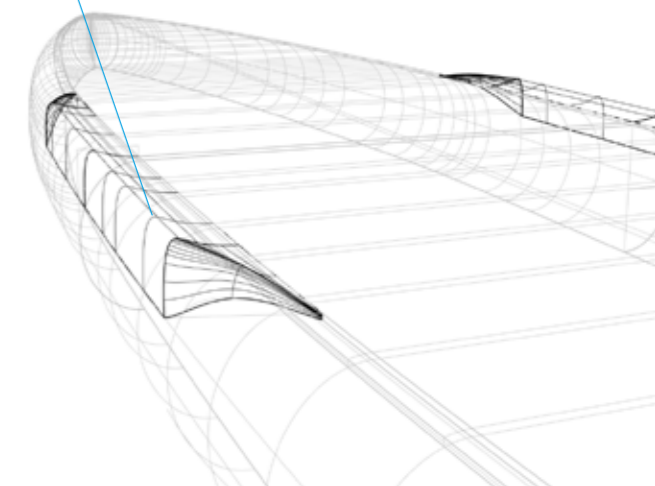
NEW



3 NEW SHAPES

These three new shapes are the fastest on flatwater. Maximum speed and well suited and designed for paddlers who seek for performance, speed and race aspirations.

The new optimized Easy stance EVA deck design makes controlling the board even easier, shaping the deck to its maximum width and comfort.



TOURER

11 6 x32 x6 12 6 x32 x6

- All around cruising
- Wide outline with narrow nose
- Deck leash system adds versatility
- FXL Technology Extreme stiffness and lightness
- New deckpad layout of core and honey grip plus kick pad
- Railsaver for smooth water release
- New this year, composite glass paddle and leash

ART.NR.	406.23200.000	406.23200.000
COLOR	Blue Orange	Blue Orange
SIZE	11 6 x32 x6	12 6 x32 x6
VOLUME	270L	350L
WEIGHT	9,3KG	9,45KG
RIDER WEIGHT	110KG	120KG
LEVEL	Beginner Intermediate	Beginner Intermediate

INCLUDING



PERFORMANCE TOURER NEW

11 6 x27 x6 12 6 x27 x6 14 0x27 x6

- | | |
|-------------------------|---|
| FAST | Speed Solid nose cone |
| FLATWATER | Easy Stance Control EVA deck |
| Maximum speed | De Luxe wheeled roller backpack bag |
| Speed rocker line | Composite paddle |
| Rail saver water edges | FXL technology stiffest and lightest construction |
| Race track fin position | EVA Kick pad for aggressive turns |
| US fin box | |

ART.NR.	406.23210.000	406.23210.000	406.23210.000
COLOR	Blue Orange	Blue Orange	Blue Orange
SIZE	11 6 x27 x6	12 6 x27 x6	14 0x27 x6
VOLUME	270L	300L	340L
WEIGHT	9,3KG	9,4KG	9,6KG
RIDER WEIGHT	110KG	120KG	125KG
LEVEL	Intermediate experienced	Intermediate experienced	Intermediate experienced

INCLUDING





RACE

12 6 x30 x6 14 x27 x6 14 x30 x6 14 x32 x6

- All around cruising and racing
- Narrow nose
- Deck leash system adds versatility
- FXL Technology Extreme stiffness and lightness
- New deckpad layout of core and honey grip plus kick pad
- Railsaver for smooth water release
- New this year, composite glass paddle and leash

ART.NR.	406.23205.000	406.23205.000	406.23205.000	406.23205.000
COLOR	Blue Orange	Blue Orange	Blue Orange	Blue Orange
SIZE	12 6 x30 x6	14 x27 x6	14 x30 x6	14 x32 x6
VOLUME	330L	400L	410L	420L
WEIGHT	9,05KG	9,45KG	9,05KG	10,4KG
RIDER WEIGHT	110KG	100KG	110KG	125KG
LEVEL	Beginner Intermediate	Beginner Intermediate	Beginner Intermediate	Beginner Intermediate

INCLUDING



STX



PURE FREERIDE

10 6 x32 x5

- All around freeride
- Centre carry strap for easy walking
- Deck leash system adds versatility
- FXL Technology Extreme stiffness and lightness
- New deckpad layout of core and honey grip plus kick pad
- New this year, composite glass pure design paddle and leash



ART.NR.	406.23600.000
COLOR	Navy Rose
SIZE	10 6 x32 x5
VOLUME	220L
WEIGHT	8,55KG
RIDER WEIGHT	90KG
LEVEL	Beginner intermediate

INCLUDING



PURE TOURER

10 4 x31 x5 11 6 x29 x5 11 6 x32 x5 14 0 x29 x5

- All around cruising tourer
- Centre carry strap for easy walking
- Deck leash system adds versatility
- FXL Technology Extreme stiffness and lightness
- New deckpad layout of core and honey grip plus kick pad
- Railsaver for smooth water release
- New this year, composite glass pure design paddle and leash



ART.NR.	406.23650.000	406.23650.000	406.23650.000	406.23650.000
COLOR	Navy Rose	Navy Rose	Navy Rose	Navy Rose
SIZE	10 4 x31 x5	11 6 x29 x5	11 6 x32 x5	14 0x29 x5
VOLUME	210L	250L	270L	400L
WEIGHT	8,55KG	8,4KGG	8,6KG	8,75KG
RIDER WEIGHT	85KG	85KG	100KG	110KG
LEVEL	Beginner intermediate	Beginner intermediate	Beginner intermediate	Beginner intermediate

INCLUDING



PADDLES

There is a paddle for every ride, every price and size. STX offers options in alloy, glass, carbon and mixture of these. Available in various colourways, sizes and performance options. Your board is just as fast as the choice of your paddle.



ALLOY STD PADDLE

KIDS SENIOR

- 3 piece
- Easy adjustable
- Cam Lock adjustable
- Nylon blade
- Smaller blade for juniors

ART.NR.	407.02011.000 JR	407.02021.000 SR
PADDLER	Younger	Entry level
WEIGHT	0,9KG	1,05KG



SUP PADDLE ALU

KIDS SENIOR

- 3 piece
- Easy adjustable
- Cam Lock adjustable
- Nylon blade
- Smaller blade for juniors

ART.NR.	407.02031.000 JR	407.02041.000 SR
PADDLER	Younger	Entry level
WEIGHT	0,8KG	1,0KG



COMPOSITE 2.0 PADDLE

- 3 piece
- Easy adjustable
- Cam Lock adjustable
- Nylon glasfibre reinforced blade
- Composite 20 sanded shaft

ART.NR.	407.02055.000
COLOR	Alloy Orange
PADDLER	Advanced recreational paddler
WEIGHT	0,95KG



COMPOSITE 2.0 PURE PADDLE

- 3 piece
- Easy adjustable
- Cam Lock adjustable
- Nylon glasfibre reinforced blade
- Composite 20 sanded shaft

ART.NR.	407.02055.010
COLOR	Alloy Blue Orange
PADDLER	Advanced recreational paddler
WEIGHT	0,95KG





SUP PADDLE COMPOSITE 40

40 CARBON
 3 piece
 Easy adjustable
 Dual Cam Lock adjustable
 Nylon blade with texture
 Carbon 40 shaft

ART.NR. 407.02061.000
COLOR Blue Orange
PADDLE Lightweight paddle with added durability
WEIGHT 1,05KG



SUP PADDLE COMPOSITE 80

80 CARBON
 3 piece
 Easy adjustable
 Dual Cam Lock adjustable
 Composite blade with carbon texture
 Carbon 80 shaft

ART.NR. 407.02071.000
COLOR Blue Orange
PADDLE Lightweight paddle with a stiff blade
WEIGHT 0,8KG



SUP PADDLE CARBON

100 CARBON
 3 piece
 Easy adjustable
 Dual Cam Lock adjustable
 Composite blade with carbon
 Carbon shaft

ART.NR. 407.02081.000
COLOR Black Silver
PADDLE High level performance for an affordable price
WEIGHT 0,65KG



Our camlock can be tensionized to your personal preference. Provides high grip and minimizes movement of the shaft and extension.



The best Prepreg Carbon construction for max stiffness and flex.



DFS, double function system. The push pin sets the paddle in line and reduces the torsion while the second camlock grips this connection tightly. Our camlock can be tensionized to your personal preference. Provides high grip and minimizes movement of the shaft and extension.



Our paddle's shape helps you propelling the board faster through the water.



HYBRID SUP/KAYAK

PADDLE
 4 piece
 Easy adjustable
 Cam Lock adjustable
 Nylon blades

ART.NR. 407.02100.000
COLOR Black Blue Orange
PADDLE Entry level paddlers kayaking on a SUP board
WEIGHT 1,5KG



STX PADDLE FLOATER

Keep your paddle afloat
 All paddlers who are afraid of losing their paddle and keep it afloat

ART.NR. 407.03051.000
COLOR Black Orange
WEIGHT 0,65KG



iCROSSOVER

The Multi Purpose boards are made for flexibility and functionality. They can be used for both windsurf, stand up paddle and wingsurf. The iCrossover collection is developed and designed with high quality materials for durability and an excellent experience and performance.



STX WIND/SUP/WING CROSSOVER

11 0

- Inflatable Wing SUP Windsurf board
- Stable and wide shape for easy riding
- Centre carry strap for easy carry
- Leash attachment
- FXL technology for extreme stillness and low weight
- Comfortable deckpad made out of honey grip and core grip
- 2 side fins for upwind performance and centre back fin
- Railsaver for easy water release and a faster board

ART.NR. 406.25100.000
COLOR Blue Orange
SIZE 11 0 x32 x6
VOLUME 300L
WEIGHT 9,45KG

INCLUDING



NEW

iCONVERTIBLE



The new additions to the STX line up are the STX iFoil boards. They are made for great times during your wing sessions. The boards have been designed and tuned to offer the best experience while cruising the waters. Using durable materials and perfect lining the iFoil boards are stable, strong and low weight.



iCONVERTIBLE BOARD

7 8 x30 x5 7 11 x31 x5

- WING FOIL SUP WINDSURF board
- Inflatable up to 20 PSI
- Perfect learn to WING, learn to FOIL and family friendly iSUP and iWINDSURF board
- Side carry straps for easy carry
- EVA Kickpad
- Windsurf deck insert for mastfoot base
- Leash attachment

ART.NR. 406.25060.000 406.25060.000
COLOR Blue Orange Blue Orange
SIZE 7 8 x30 x5 7 11 x31 x5
VOLUME 170L 185L

- FXL technology for extreme stiffness and low weight
- Comfortable deckpad made out of honey grip and core grip
- Carbon 90mm 4 Bolt Track system plate, compatible with all major foilbrands
- Side fins for upwind characteristics
- Railsaver for easy water release and early planning
- Centre backfin and truster fins

INCLUDING



NEW

iFOIL

The new additions to the STX line up are the STX iFoil boards. They are made for great times during your wing sessions. The boards have been designed and tuned to offer the best experience while cruising the waters. Using durable materials and perfect lining the iFoil boards are stable, strong and low weight.



iFOIL WINGSURFBOARD **NEW**

4 11 x 23 5 8 x 5 5 5 x 29 1 2 x 5 5 10 x 29 x 5 6 0 x 29 1 2 x 5 6 4 x 31 x 5

- Inflatable Wingsurf foilboard
- Stable and wide shape for easy foiling
- Centre carry strap for easy carry
- Leash attachment
- FXL technology for extreme stiffness and low weight
- Comfortable deckpad made out of honey grip and core grip
- Carbon 90mm 4 Bolt Track system plate, compatible with all major foilbrands
- Railsaver for easy water release and early planning
- New optional 3 footstrap configuration

ART.NR.	406.25010.000	406.25010.000	406.25010.000	406.25010.000	406.25010.000
COLOR	Blue Orange	Blue Orange	Blue Orange	Blue Orange	Blue Orange
SIZE	4 11 x 23 5 8 x 5	5 5 x 29 1 2 x 5	5 10 x 29 x 5	6 0 x 29 1 2 x 5	6 4 x 31 x 5
VOLUME	90L	120L	125L	130L	140L

INCLUDING



iWINDSURF

Dedicated windsurfing boards. Ideal for adults, children, families and even to teach friends and family.



iWINDSURF

205L 250L 280L 330L

- FXL Technology Extreme stiffness and lightness
- Stable, wide outline, low drag, torsion optimized
- Center US box fin for lateral resistance
- Twin back fins US Box 26
- 4 adjustable and removable footstraps
- Easy packing and transport
- Railsaver for easy water release and a faster board

	NEW			NEW
ART.NR.	406.21000.000	406.21000.000	406.21000.000	406.21000.000
COLOR	Blue Orange	Blue Orange	Blue Orange	Blue Orange
SIZE	242x72x15CM	250x83,6x15cm	280x85x15cm	285x95x15cm
VOLUME	205L	250L	280L	330L
WEIGHT		9,85KG	10,8KG	

INCLUDING



Center fin and twin back fins

4 adjustable and removable footstraps



New and improved Windsurf insert plate use only with cardan joint.

SPECIALS

Windsurfing, Teaching, Tandem windsurfing, dive platform, SUP board for 8/10 persons... you name it.

The GIANT STX, ofcourse in the most sturdy construction available on the market. Wider than anything out there and complete with 4 strong US finboxes, 10 carry handles, double Valves and did we mention FUN Yes, FUN it is, to the max




GIANT XXL

INFLATABLE HYBRID SUP

- Two mastbase connections for windsurfing rigs
- 4 fins, US box
- 10 carry handles
- Two pump valves

ART.NR.	406.14000.000
COLOR	Blue Orange
SIZE	510x200x20cm
VOLUME	1600L
CONSTRUCTION	FUSION technology
WEIGHT	33,5KG

INCLUDING



PLATFORMS



Extend your water fun with our STX platform.

Our platforms come a with comfortable full deck EVA pad. Ideal as a lounge and relax platform. Can be used as swim raft, or a launch pad for any water sports. Allows easy connection to touring vessels



ROCKET LAUNCH PLATFORM

200x135x20 300x200x20 600x200x20

- Floating Platform to be used as launch platform, extend your boatdeck or use as a handy tool to clean your boat
- Heavy Duty multiple D rings on the deck and bottom to tie the platform to whatever you want
- Comfortable and durable EVA deck
- Super strong grabhandles on the rails to move the platform around
- 2 valves for easy inflate and deflate

ART.NR.	406.14100.000	406.14100.000	406.14100.000
COLOR	Blue Orange	Blue Orange	Blue Orange
SIZE	200x135x20cm	300x200x20cm	600x200x20cm
VOLUME	540L	1200L	2400L
CONSTRUCTION	FUSION technology	FUSION technology	FUSION technology
WEIGHT	11,5KG	17,5KG	34,5KG

INCLUDING



ACCESSORIES



SUP LEASH
Coiled Leash. The heavy duty SUP 10ft Coiled Ankle leash
Non slip cuff, leash lock
Stainless steel bearing swivel
Flat water use only

ART.NR. 407.70720.000
SIZE 10ft



SUP LEASH BASIC
Coiled Leash. The heavy duty SUP 10ft Coiled Ankle leash
Non slip cuff, leash lock
Flat water use only

ART.NR. 407.70721.000
SIZE 10ft



WINGSURF/FOIL LEASH
Coiled Leash. Dedicated coiled leash for foil windsurfing

ART.NR. 404.71985.000



WINGSURF/FOIL LEASH MULTI LOOP
Coiled Leash. Dedicated coiled leash for foil windfloiling

ART.NR. 404.71992.000



WINGSURF/FOIL LEASH QR
Coiled Leash. Dedicated coiled leash for foil windsurfing with quick release

ART.NR. 404.71990.000



WINGSURF LEASH WRISTLEASH
Coiled Leash. Wristleash for attaching your wing

ART.NR. 404.71995.000



WINGSURF LEASH WAISTBELT
Waistbelt to attache your leash to for freedom of movement whilst wingsurfing

ART.NR. 404.71980.000 110cm
ART.NR. 404.71981.000 130cm



SUP WAISTBELT + RELEASE
SUP waistbelt to attache your lease to for freedom of movement whilst boarding

ART.NR. 404.72010.000



STX ELECTRIC SUP PUMP WITH BATTERY
Dual stage pump: 1. Extra fast pumping at low pressure 2. Normal speed to reach high pressure.
Automatic stop when selected pressure is reached.
Inflates a 10'7" iSUP board in 4 min 30 s to 10 PSI, in 8 min 30 s to 15 PSI
1,70 m quality hose and 3 m power cord.
Power input: 12V. Works on the cigarette plug of your car.

ART.NR. 407.70758.000



NOZZLE SET
Contains various adapters to fit most common valves on the market.

ART.NR. 407.00751.000



SUP PUMP
New generation of STX pump for all our inflatable products. Innovative solutions bring high efficiency, easy use and comfort. Ergonomic handle. Enlarged base for maximum stability. Built in pressure gauge. The high pressure model makes it instantly achievable for all levels of paddlers to pump to a pressure of around 20PSI

ART.NR. 407.70750.000



SUP TURBO PUMP
Suitable for SUP paddle boards, kites, boats, kayaks and the YouAre AirTracks SeaRafts pressure gauge included, inflate deflate, Double Single Action Pump with pressure gauge. Capacity is 2 x 2,5 liters and max pressure around 20 PSI.

ART.NR. 407.70756.000

ACCESSORIES



KAYAK SEAT

Detachable SUP Kayak Seat
Adjustable and cushioned back support
For inflatable SUP board sit on top kayak and canoe

ART.NR. 407.03010.000



SUP PADDLE BLADE COVER

Padded cover to protect your blade

ART.NR. - COLOR 404.73165.000 Black White
404.73165.010 Black White



SUP PADDLE 3-PIECE SHOULDER BAG

Padded cover to protect your 3 pcs paddle

ART.NR. - COLOR 404.73175.000 Black White
404.73175.010 Black White



STX SUP SLIDE IN COMPOSITE FIN

This STX SUP fin is an ideal entry level fin for surf and open water use. The long base helps prevent board drift when paddling, and gives drive when surfing waves, the upright shape and smaller tip allows for easier turns. Fits all standard SUP Longboard slide in fin slots.

ART.NR. - COLOR 407.70725.000 Blue Black Orange
SIZE Fin size 9



STX SUP FIN

For Slide In Fin Systems on all STX Sup and Hybrid boards. QUALITY Materials: The Nylon construction gives this stiffness yet enough flexibility.

M back fin size 9
L centre fin hybrid board size 12

ART.NR. - COLOR 407.70730.000 Black
SIZE M 9, L 12



STX SLID-E IN WEED FIN

Fits all standard slide in system finboxes. Nylon construction for strength and durability. Swept away shape to prevent weed sticking on your fin.

ART.NR. - COLOR 407.70729.000 Black
SIZE One size



STX SUP BAG LUXURY

Designed to travel the world with your inflatable SUP. Stackerbag style for easy packing.

Holds 1 inflatable SUP including paddle, pump and clothing
5mm foam padded
Integrated stash able backpack straps
Fixed wheeled base

ART.NR. 407.70780.000

SIZE 90x40x29cm



AIR SUP TRAVEL BAG

This bag is designed to travel the world with your inflatable SUP. Holds 1 inflatable SUP including paddle, pump and clothing.

5mm foam padded
Fixed wheeled base
Integrated stash able backpack straps
Constructed from heavy duty 600D Polyester

ART.NR. 404.83230.000

SIZE 90x40x28cm



CARDAN JOINT BASE PLATE

Use Cardan joint baseplate connection on your inflatable board only. Less tension on your rig and board.

ART.NR. 408.00756.000



WINDSURF TROLLEY

Perfect for transport your windsurf gear.

ART.NR. 404.00989.000



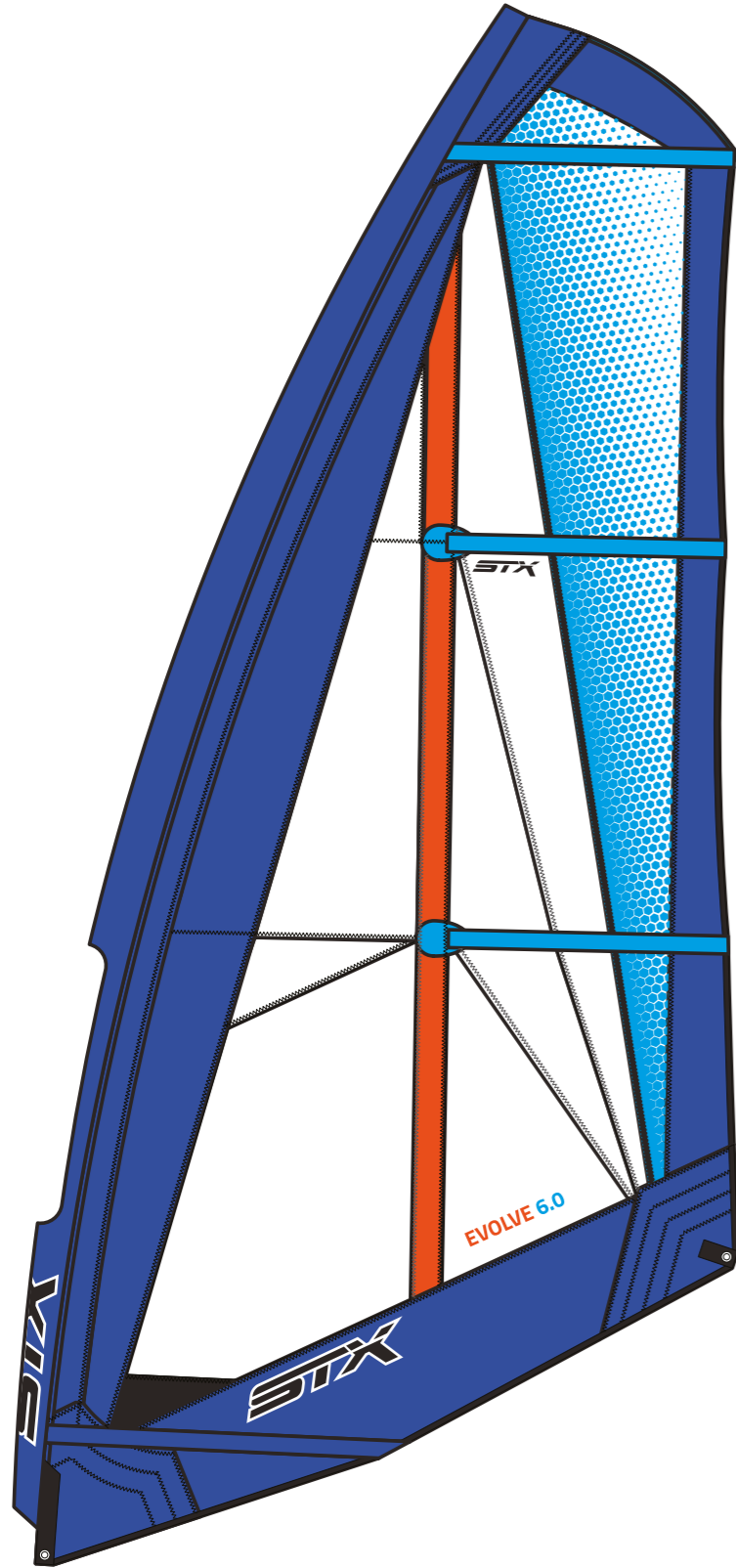
WINDSURF TROLLEY

Perfect for transport your windsurf gear.

ART.NR. 404.00990.000

RIGS

STX



READY TO GO

PACKAGED WITH AWESOME ACCESSORIES

- Compact backpack
- Collapsible Boom in 3 pieces
- 5 Piece RDM mast
- Mast extension RDM

RIG


EVOLVE

STX's EVOLVE rig is our one bag rig for traveling and convenient, easy storage. Designed for SUP Sailing. The 5 piece mast and fully collapsible 6 pcs boom all fit into a compact bag. The backpack fits in any car trunk. Superior performance and durability comes from intelligent use of material our unique rigging parts.

ART.NR. - COLOR 407.70840.000 Blue Orange
SIZE 4.9 6.0



READY TO GO



PACKAGED WITH AWESOME ACCESSORIES

- STX Rig Bag
- Adjustable Alloy Boom
- 2 Piece epoxy mast in RDM or SDM
- HD extension adapter
- All ropes

HD2.0

MONOFILM RIG COMPLETE

The STX HD20 is the perfect sail for the Windsurf Tourer and Freeride boards. This package includes a well built 5 batten monofilm sail, two piece epoxy mast, adjustable alloy boom, HD Extension with adapter, all ropes you need and packed in a STX Rig bag.

ART.NR. - COLOR 407.70850.000 Blue Orange
SIZE 4.5 5.0 5.5 6.0 6.5 7.0

SAIL SIZES	BOOM	MAST
4.5	165CM	400CM RDM
5.0	168CM	400CM RDM
5.5	172CM	430CM RDM
6.0	180CM	460CM SDM
6.5	195CM	460CM SDM
7.0	205CM	490CM SDM

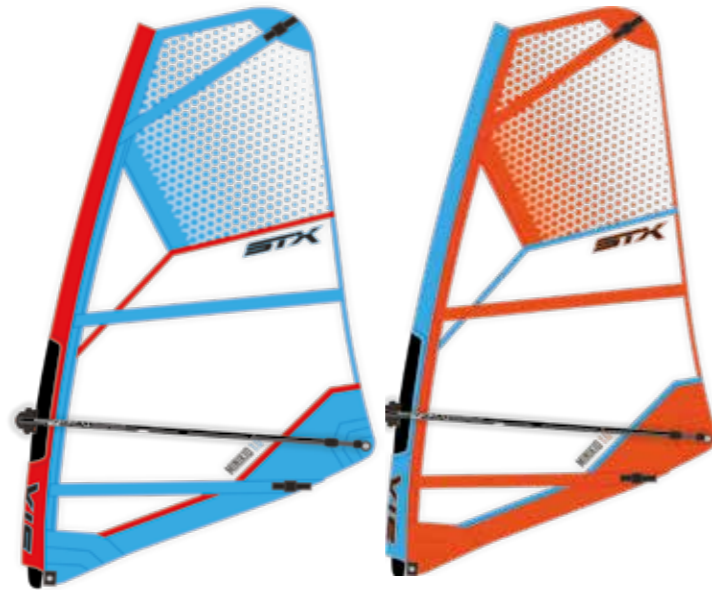


RIGS

101

The right RIG setup is an important step if you want to windsurf like a pro.

Your skill level, height and the conditions you want to use the sail in mostly wind strength are factors. Beginners should go for a smaller sail, relative to their height ask instore . Check out our website for more info on choosing the right gear.



ART.NR. 407.70800.000
COLOR Blue Orange
SIZE 1.0 1.5 2.0 2.5 3.0

MINIKID

For the first steps in windsurfing or great family weekends. Available in 2 nice color combinations. Light, easy to pack, easy to rig and made out of high quality monofilm with glass battens. A vario 2 piece alloy mast and a easy to mount boom. Uphaul, ropeset and a trim adapter come with the package. The rig is packed in an easy to go bag which fits the complete rig.



NEW
COMPACT DESIGN
 3-PIECE MAST



ART.NR. 407.70810.000
COLOR Orange Blue
SIZE 2.4 2.8 3.2 3.6 4.0
 4.4 5.0

POWERKID

Rigs for the very young, the experienced but also the intermediate windsurfer. out of monofilm with reinforcement panels out of Dacron. Featuring a 3 piece mast, an easy to mount vario boom and a sail with 3 full length high modulus glass battens. Complete with ropes, uphaul and QR pin adapter for easy rigging. Packaged in a size tailored rig bag for easy storage.



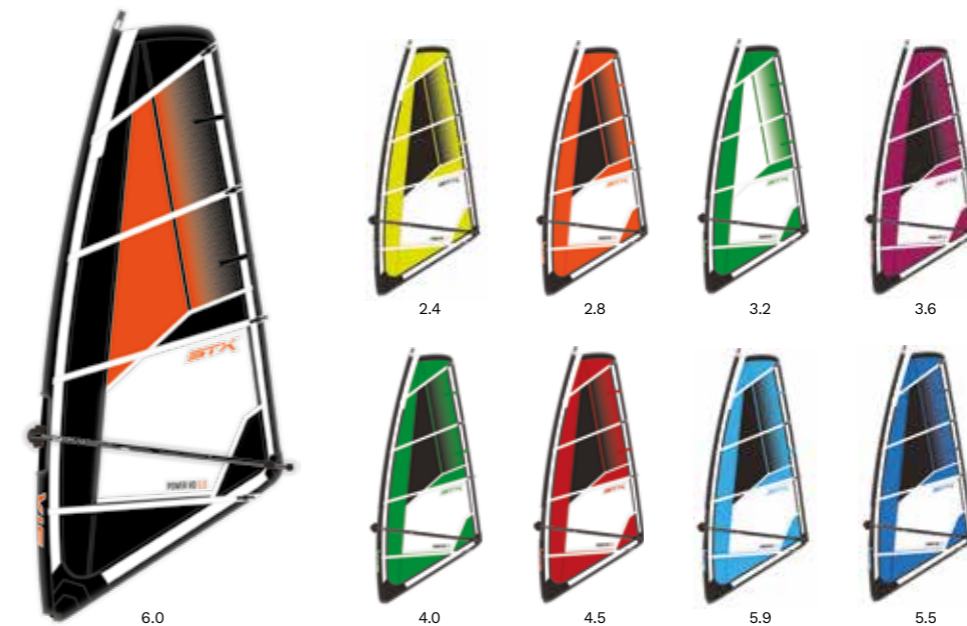
1.0 1.5 2.0

POWER HD

MINI DACRON

These rigs are made to last. Made out of Dacron sail cloth material which is long lasting and durable in combination with a two piece alloy mast and a easymount boom. Every sail size has a fix color which is very helpful in schools. The whole rig, including trim adapter, ropeset and uphaul is packaged in a heavy duty tailored bag for easy travel and storage.

ART.NR. 407.70820.000
COLOR Blue Pink Blue
SIZE 1.0 1.5 2.0



NEW
COMPACT DESIGN
 3-PIECE MAST

POWER HD

DACRON

Full Dacron rigs with a vinyl window, made to last. The Dacron sail cloth material is long lasting and durable, combining a 3 piece epoxy mast and easymount boom. All sail sizes have a fixed color, helpful in schools. All sails have three full length battens. The whole rig includes adapter, ropeset and uphaul, packaged in a heavy duty tailored bag, for easy travel and storage. 5.0, 5.5 and 6.0 feature a full size SDM epoxy mast and vario booms, built to withstand the biggest surf.

ART.NR. 407.70830.000
COLOR Black Orange, Yellow, Orange, Green, Red, Green, Purple, Blue, D.Blue
SIZE 2.4 2.8 3.2 3.6 4.0
 4.5 5.9 5.5 6.0

MASTS

graphite
composition



A QUICK GUIDE

The correct mast is all too often overlooked when choosing gear.

At the outset, there are a few great features that all **STX** mast models share. An **XCORE Wrap** on the base of all our masts prevents long term wear and scratches. Another big plus is the **STX Boom Height** indicator.

As any pro worth their salt will attest, several core factors can affect a mast's overall performance. Even if it's paired with the best sail money can buy, this piece of gear should match your **specific riding style and expectations**.

Here's where science comes in. Through some sharp R & D at **STX**, we've refined the ratios of carbon to fiberglass in all our masts. In a nutshell, Carbon percentages translate to critical factors like **Reflex Speed, Durability, Stiffness and Weight**. These factors all pair off against each other to produce varying results that cater to different riders' needs.

Don't fret though - it's not as complicated as it sounds. Check out our simple comparative **diagrams and tables alongside** to see how **STX** models compare to each other.

At the end of the day, all **STX** masts perform brilliantly and look as good as they perform, so you can't really go wrong.



MAST C60

RDM



LENGTH	IMCS	WEIGHT
340	15	2100
370	17	2230
400	19	2050
430	21	2240
460	25	2350

ART.NR. 407.00540.000
COLOR Black Yellow
SIZE 340 370 400 430 460

MAST C60

SDM



LENGTH	IMCS	WEIGHT
400	19	2250
430	21	2350
460	25	2700
490	28	2850

ART.NR. 407.00530.000
COLOR Black Yellow
SIZE 400 430 460 490

MAST C40

RDM

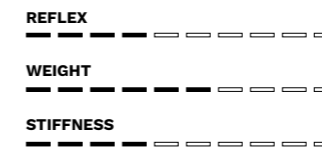


LENGTH	IMCS	WEIGHT
370	17	2300
400	19	2500
430	21	2650
460	25	2800

ART.NR. 407.00520.000
COLOR Black Blue
SIZE 370 400 430 460

MAST C40

SDM

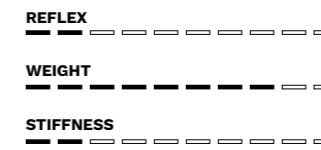


LENGTH	IMCS	WEIGHT
370	17	2050
400	19	2300
430	21	2450
460	25	2950
490	28	3100

ART.NR. 407.00510.000
COLOR Black Blue
SIZE 370 400 430 460 490

MAST C20

RDM

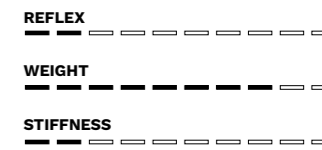


LENGTH	IMCS	WEIGHT
370	17	2400
400	19	2600
430	21	2750
460	25	2900

ART.NR. 407.00505.000
COLOR Black Blue
SIZE 370 400 430 460

MAST C20

SDM



LENGTH	IMCS	WEIGHT
370	17	2150
400	19	2400
430	21	2800
460	25	3100
490	28	3250

ART.NR. 407.00500.000
COLOR Black Blue
SIZE 370 400 430 460 490

SCAN THE QR CODE

This links to our unique mast finder.



BOOMS



6.0 BOOM

OUR REDUCED DIAMETER GRIP

- 26mm diameter grip area and 29mm at the back of the boom
- Monocoque construction
- Continuous aluminum front and back ends
- Double Lever Pin adjustment system
- 50cm adjustment for maximum sail range coverage

ART.NR. - COLOR 407.70420.000 Grey Black White
SIZE 145 195 160 210

SIZE	DIAMETER
145 195	26 29MM
160 210	26 29MM



2.0 BOOM

ENTRY LEVEL BOOM WITH EXCELLENT STIFFNESS AND DURABILITY

- Continuous aluminum front end with indestructible clamp
- 1.4 mm wall thickness and 29mm diameter
- Single Pin adjustment system
- 60cm adjustment for maximum sail range coverage

ART.NR. - COLOR 407.70400.000 Grey Black White
SIZE 137 198 162 122

SIZE	DIAMETER
137 198	29MM
162 122	29MM



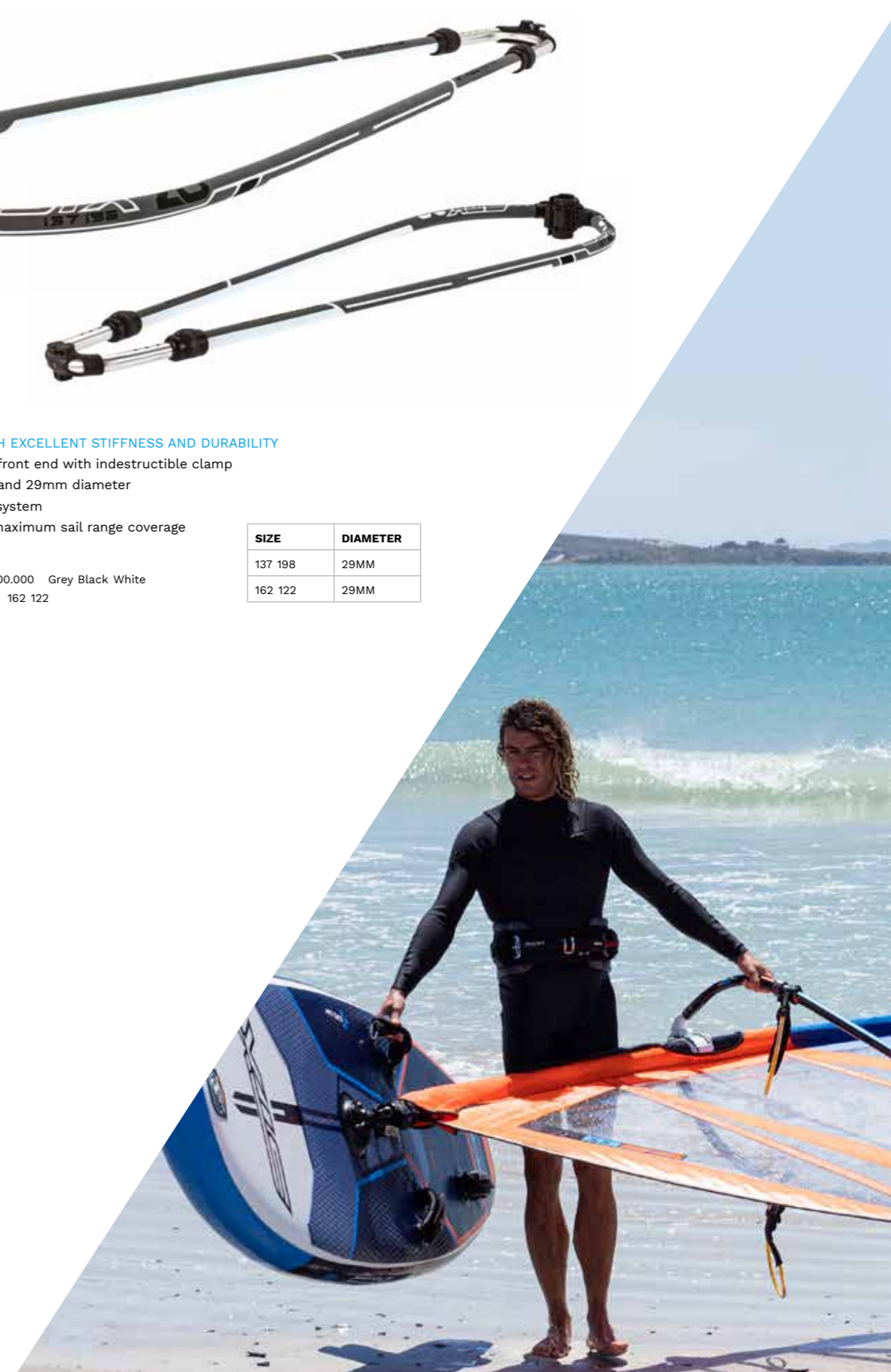
4.0 BOOM

HIGH PERFORMANCE BOOM DEVELOPED FOR MAXIMUM STRENGTH AND FUNCTIONALITY

- Specific boom profile and monocoque construction
- 1.5mm wall thickness, 29mm diameter
- Continuous aluminum front end and back end
- 60cm adjustment for maximum sail range coverage
- Optimized stiffness
- Twin Pin Adjustment system

ART.NR. - COLOR 407.70410.000 Grey Black White
SIZE 137 198 162 222 183 244 202 262

SIZE	DIAMETER
137 198	29MM
162 222	29MM
183 244	29MM
202 262	29MM





STX

KUBUS SPORTS BV

Watergoorweg 79
3861 MA Nijkerk, Holland
info@kubus-sports.nl
+31 (0)88 5525200